

Cube350 Option Links

July 2005

1 Option Links

Warning

Risk of Electric Shock !

Isolate the instrument supply and all inputs before accessing the option links

1.1 Removing Option Links

Four option links may be accessed through the top of the meter as shown in figure 1.1.

Cube350 meters are normally shipped with all these links fitted. Links may be removed using snipe nose pliers or tweezers.

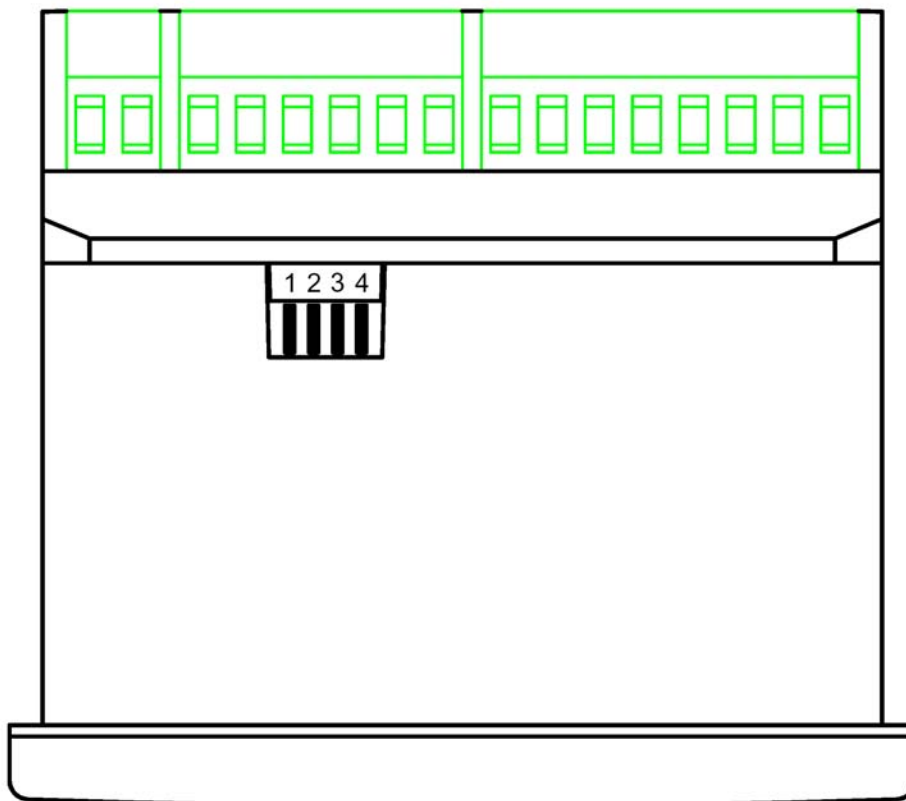


Figure 1.1 Location of Programming Links

1.2 Option Link Detection

For safe operation the instrument supply and all inputs must be isolated before accessing option links. The link settings are only detected during power-up of the auxiliary supply to the meter.

2 Enable Programming Menu (LINK 1)



If this link is **removed** the user may not gain access to the programming menu using the front panel keys. For further details of programming the **Cube350** refer to the meter operating Instructions.

NOTE: If a Security Code greater than zero (1-9999) is set via the serial communications option, a 4-Digit code must be entered to access the programming feature from the front panel keys. The preset code is saved to non-volatile memory during power interruptions. This effectively adds a level of security to programming via the keypad when the Link 1 is fitted.

3 Disable Reset kWh/kvarh (LINK2)

If this link is **removed** the kWh and kvarh registers may be reset by:

Press  to display kWh or kvarh

Press  and  together and hold until energy register resets to zero (approx 5S).

If this link is **fitted** the kWh register may not be reset

NOTE: Once reset to zero the accumulated energy readings may not be recovered.

4 Enable Power Factor Displays (LINK3)

Although power factor displays are useful during commissioning a simpler menu for normal operation may be desired. If this link is **removed** the LCD pages showing per phase and system power factor are not available.

5 Enable Per Phase Displays (LINK 4)

Although single phase displays of power factor and kW are useful during commissioning a simpler menu for normal operation may be desired. If this link is **removed** the LCD pages showing per phase power factor and kW are not available. System power factor and system kW displays are not affected by this link.